


TradeWinds Immerse™ Display System Packing Instructions

FRAME HARDWARE & GRAPHICS



- A. Place feet in protective plastic bag and place into case.
- B. Place folded frame and channel bars into case and secure contents with internal straps.



Load folded graphic in protective plastic bag and place into case.

TradeWinds Immerse™ Display System Packing Instructions

FRAME, MONITOR MOUNT, ACCESSORY FEET & CASE TABLE




TradeWinds Immerse™ Display System Packing Instructions

FRAME, LED ARM LIGHTS & CASE TABLE



TradeWinds Immerse™ Display System Packing Instructions

FRAME & BACKLIGHTING FIXTURES

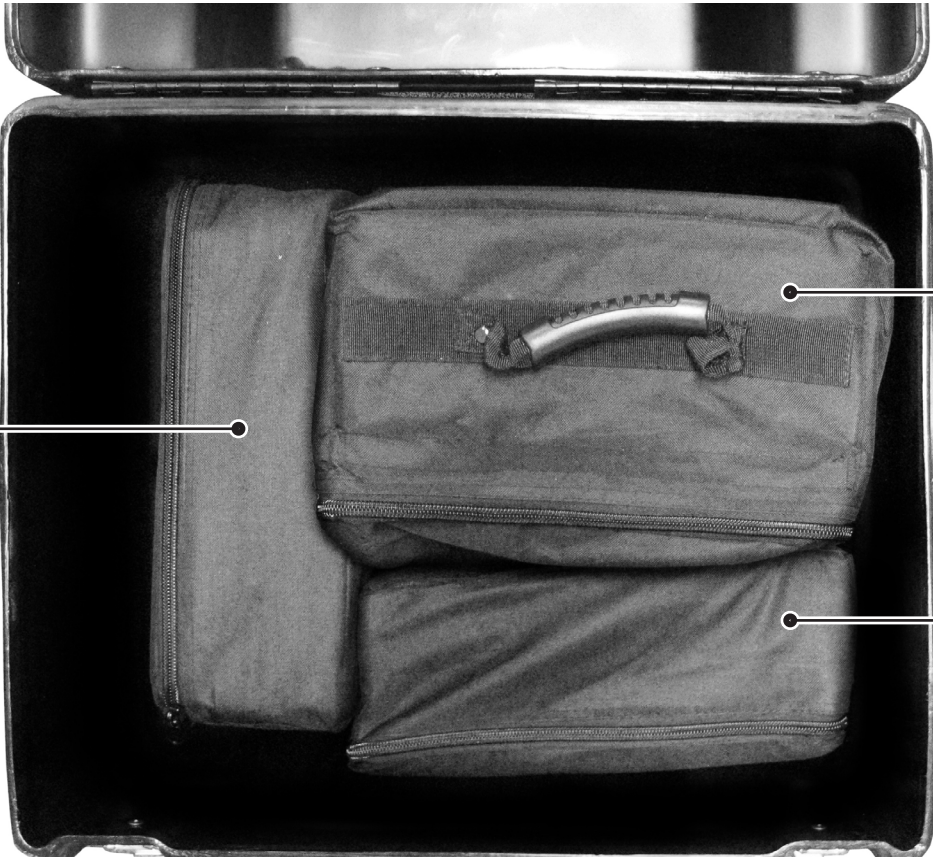


TradeWinds Immerse™ Display System Packing Instructions

FRAME & 2 SHOEBOX SHELVES



Podium Case



Shoebox Shelf #1

Frame & Graphic

Shoebox Shelf #2

TradeWinds Immerse™ Display System Packing Instructions

COUNTER HARDWARE & GRAPHICS



Insert countertop in bottom of caase, beneath protective flap.



Cover countertop with protective flap and place folded frame and internal shelf on top.




Place channel bars and optional backlighting fixture into case and secure contents with internal straps.



Load folded graphic in protective plastic bag and place into case.

TradeWinds Immerse™ Display System Packing Instructions

FRAME, COUNTER, MONITOR MOUNT & ACCESSORY FEET



This packs in this



Load counter into bottom of case.



Place frame and accessory feet into case, on top of counter.



Place monitor mount into case and secure contents with internal straps.

TradeWinds Immerse™ Display System Packing Instructions

Immerse Parts that Fit in 1 Portable Case with Case-Table and a Frame	
#	Description of Items
1	Frame* in Case w/Graphics & Case-Table & 2 Monitor Mts & 1 Pair Accessory Feet
2	Frame* in Case w/Graphics & Case-Table & 1 Light Box

Immerse Parts that Fit in 1 Portable Case with Case-Table and No Frame	
#	Description of Items
3	Case-Table & 1 Monitor Mt & 1 Pair Accessory Feet & 4 Light Boxes (No Frame)
4	Case-Table & 3 Monitor Mt & 1 Pair Accessory Feet & 3 Light Boxes (No Frame)
5	Case-Table & 2 Shoebox Shelves (No Frame)
6	Case-Table & 1 Backlighting Case (No Frame)

Immerse Parts that Fit in 1 Portable Case with a Frame and No Case-Table	
#	Description of Items
7	Frame* in Case w/Graphics & 3 Monitor Mts & 1 Pair Accessory Feet (No Case-Table)
8	Frame* in Case w/Graphics & 1 Monitor Mts & 1 Pair Accessory Feet & 1 Light Box (No Case-Table)
9	Frame* in Case w/Graphics & 3 Light Boxes (No Case-Table)

Immerse Parts that Fit in 1 Portable Case with No Frame and No Case-Table	
#	Description of Items
10	1 Monitor Mt & 1 Pair Accessory Feet & 2 Light Boxes & 2 Shoebox Shelves (No Frame, No Case-Table)
11	3 Monitor Mts & 1 Pair Accessory Feet & 1 Light Boxes & 2 Shoebox Shelves (No Frame, No Case-Table)
12	5 Monitor Mt & 1 Pair Accessory Feet & 2 Shoebox Shelves (No Frame, No Case-Table)
13	3 Light Boxes & 2 Shoebox Shelves (No Frame, No Case-Table)
14	5 Light Boxes & 1 Shoebox Shelves (No Frame, No Case-Table)
15	8 Monitor Mt & 2 Pair Accessory Feet & 1 Shoebox Shelves (No Frame, No Case-Table)
16	1 Backlighting Case (No Frame, No Case-Table)

* Excludes Backlit Frame. Backlit Frame does not pack in Portable Case.